




# Snowflake Star

Matthew 2:1-23


Step 1



Step 3



Step 2



## Supplies you will need:

- Craft Jewels & Glitter
- Construction paper – any color!
- Scissors
- Glue
- Hole Punch
- Yarn or String

## Instructions:

1. Fold the paper in half the long way. Then fold again.
2. Cut out your “snowflake” star. Remember, do not cut all of the folds or it will not stay together.
3. Decorate your star!
4. Once dry, punch a hole in the top and tie a piece of string through the top to hang.